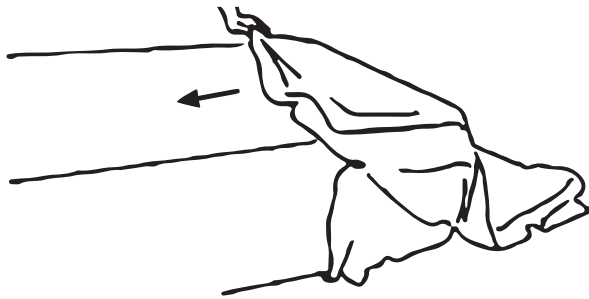


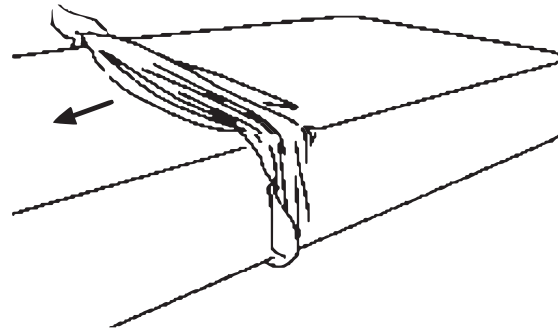
FITTING YOUR FULLY ENCASED MATTRESS PROTECTOR

Begin enclosing mattress, from the head-end, in mattress protector, so you end up with the zip at the foot of the mattress.



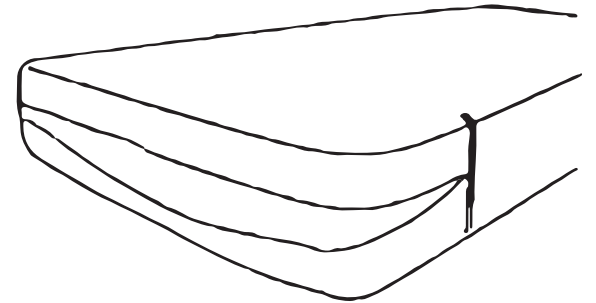
1

Continue enclosing mattress in protector, gradually.



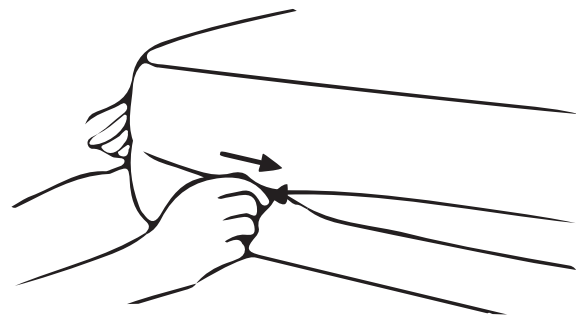
2

Ensure protector is fitted to mattress with only zip area exposed.



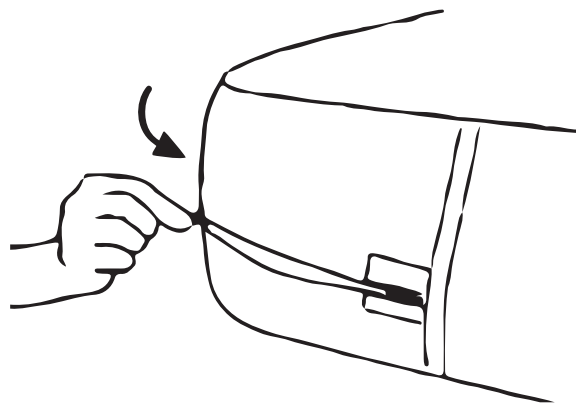
3

Start closing the zip, avoiding zip malfunction by pulling both sides as close together as possible.



4

Zip all the way around the mattress.



5

Make sure the zip is closed all the way, and fasten securely to the anchor point, using the SecureSeal® lock-tie to form a tamper-proof seal.



6